

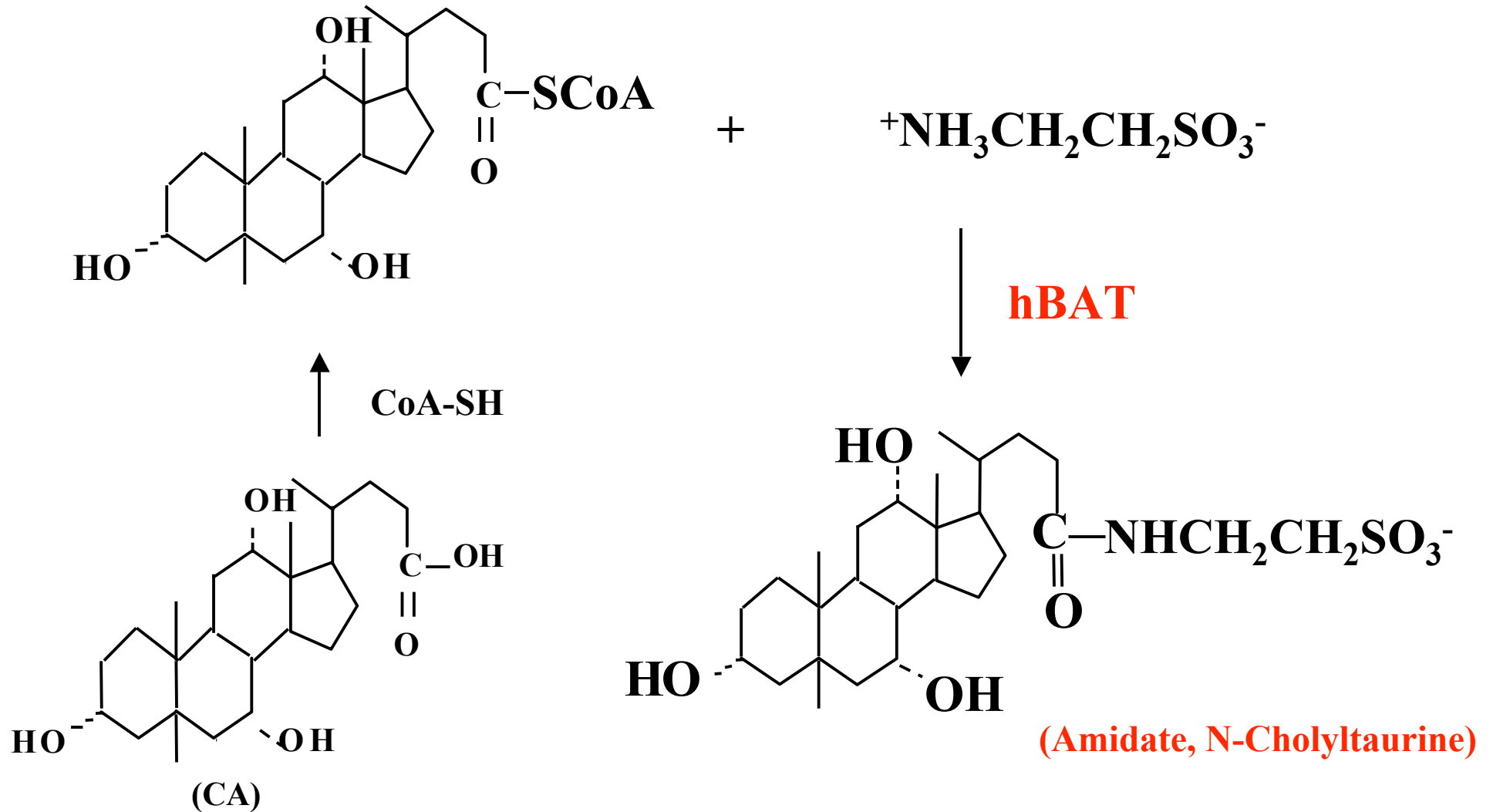
**Post-translational  
Modifications to Human Bile  
Acid CoA:Amino Acid N-  
acyltransferase**

**Erin Shonsey**

**UAB Graduate Student**

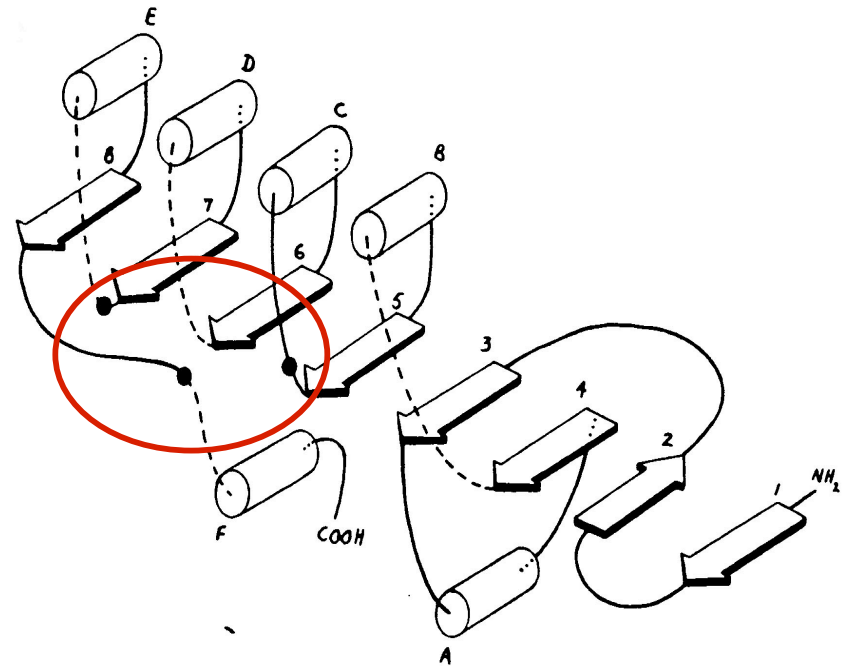
**September 12, 2006**

# Conjugation of Bile Acids



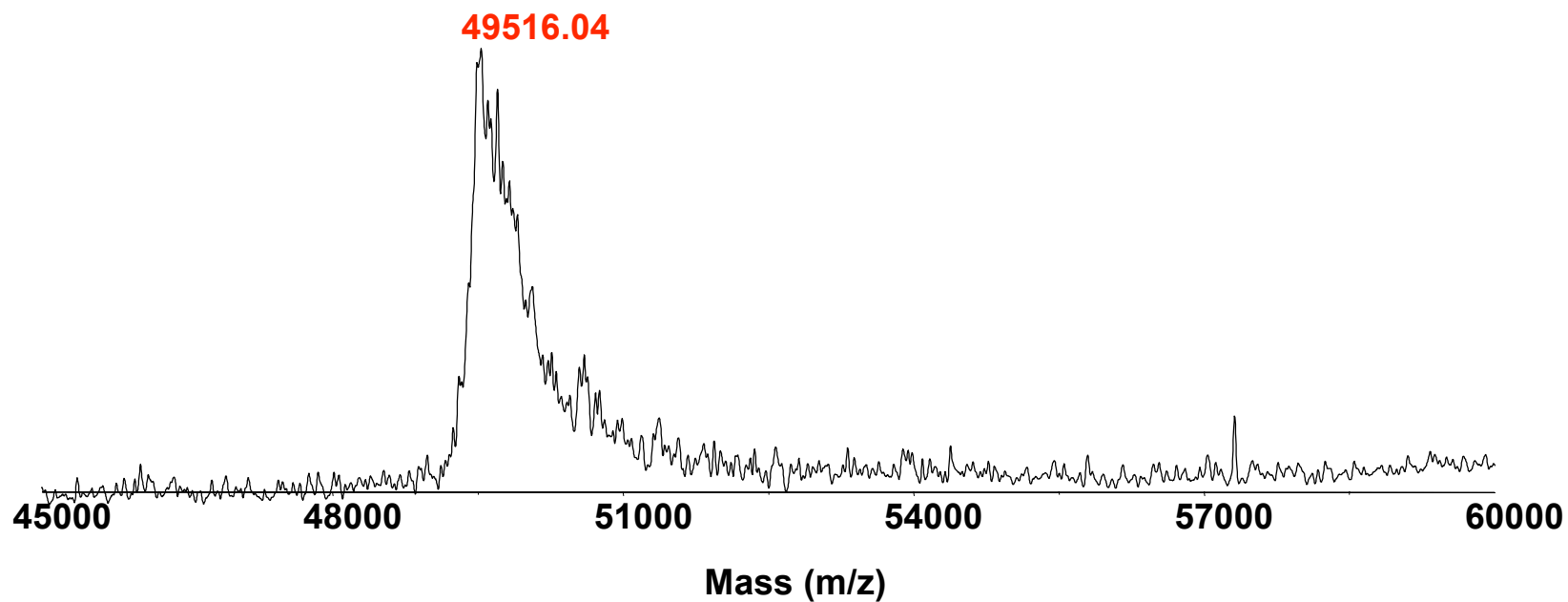
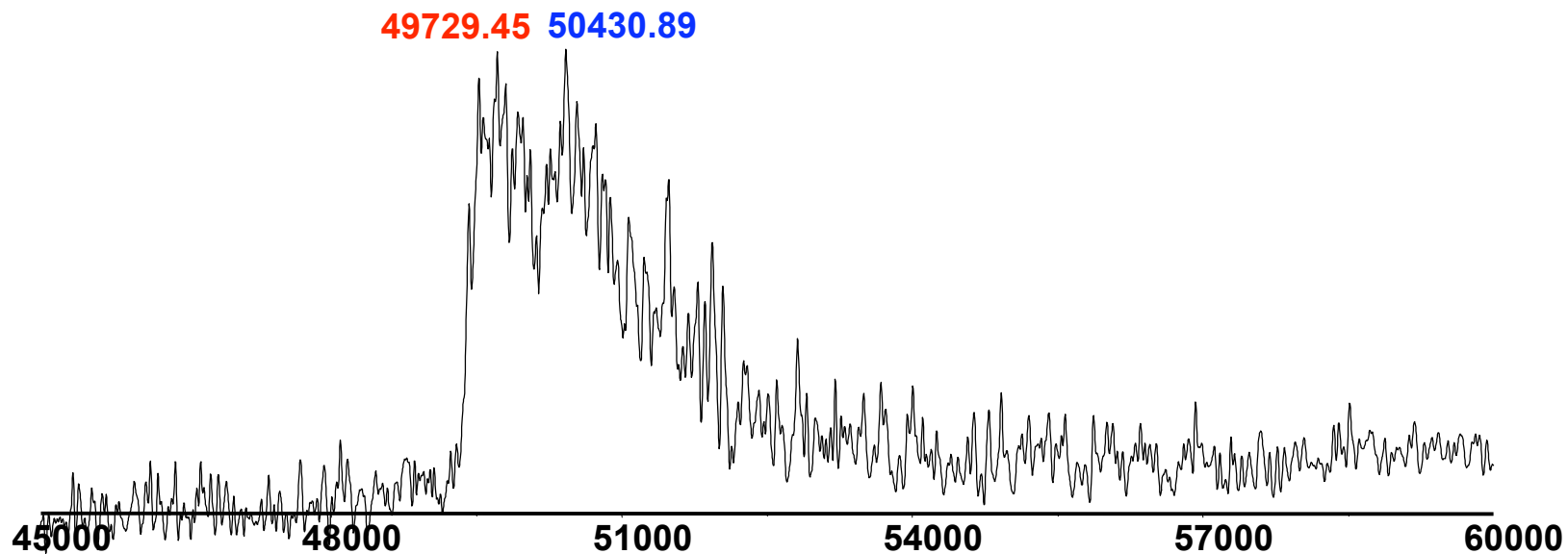
# Catalytic Triad of BAT

- Various mutation and other studies performed previously led to the hypothesis that BAT works through a catalytic triad
- The members of this catalytic triad are believed to be Cys235, His362, and Asp328

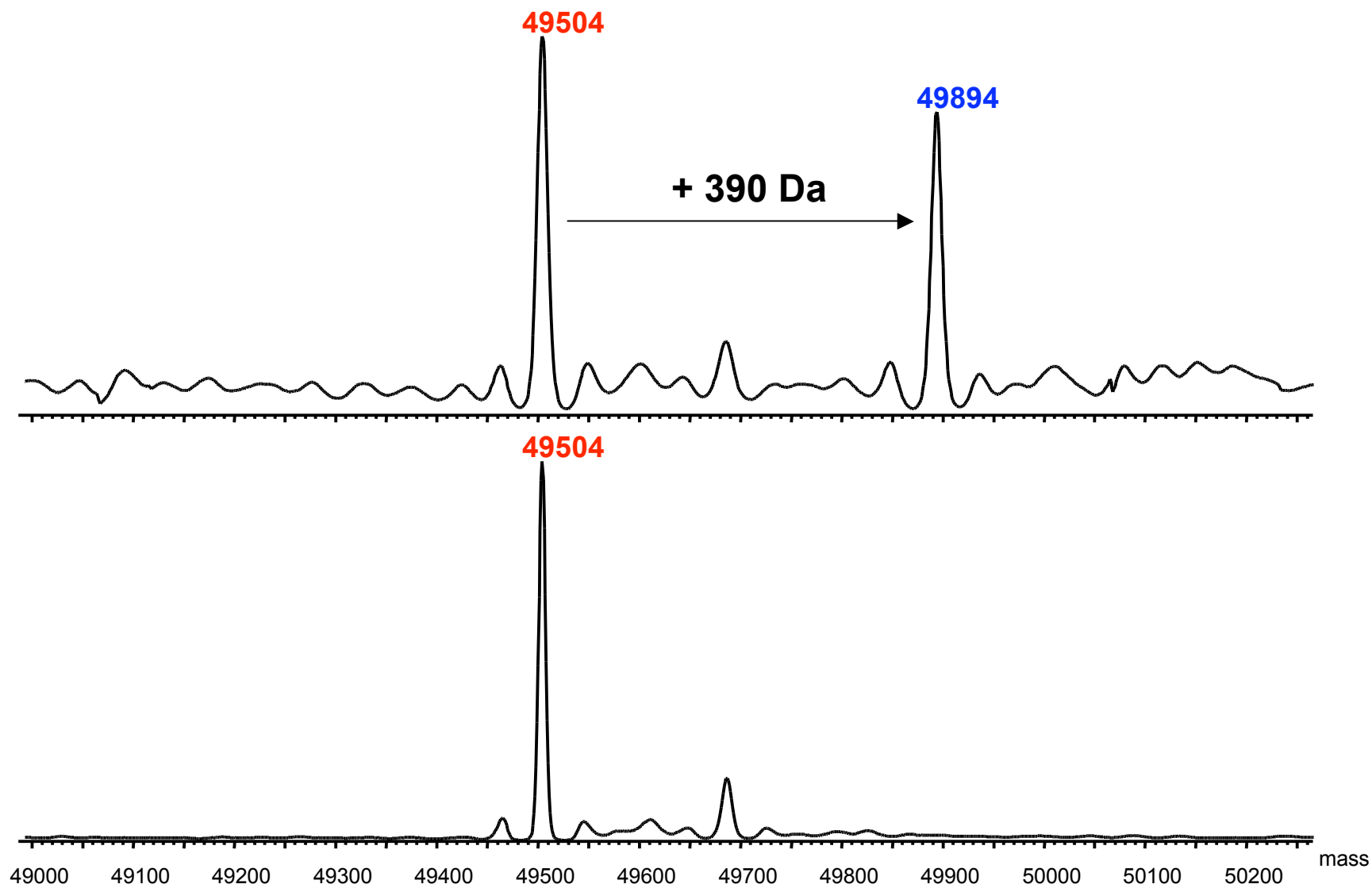




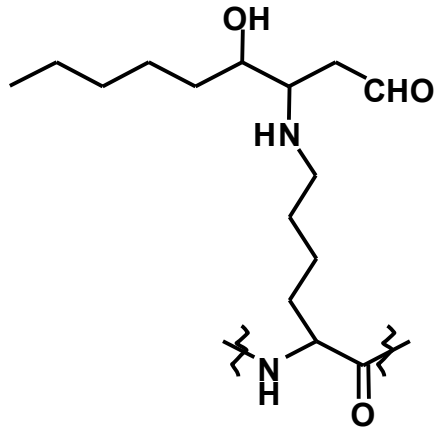
# MALDI-TOF MS Analysis of hBAT-Avi/cholic acid intermediate



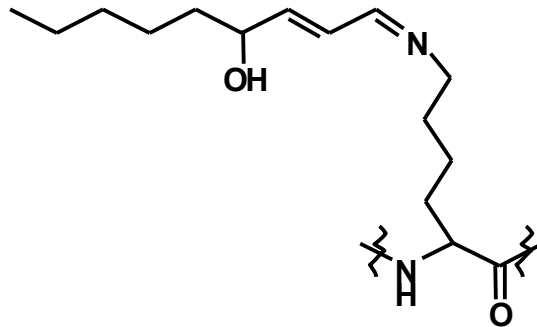
# Deconvoluted Q-TOF MS Analysis of hBAT-Avi/cholic acid intermediate



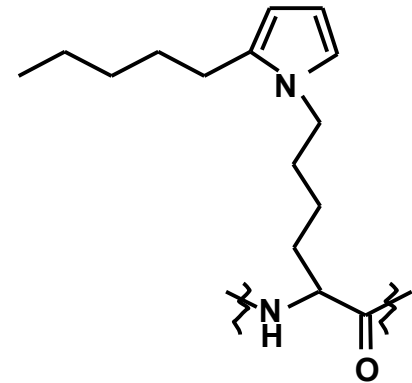
# Amino Acids Modified by 4HNE



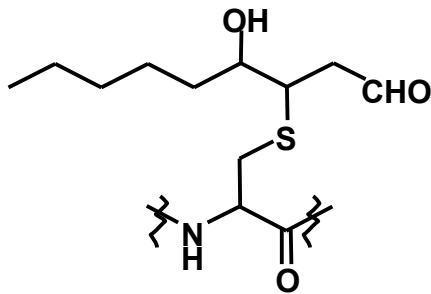
**4HNE-Modified Lysine**  
**Michael Addition**



**4HNE-Modified Lysine**  
**Schiff Base Adduct**



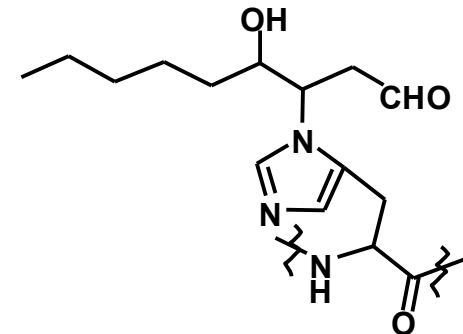
**4HNE-Modified Lysine**  
**2-Pentylpyrrole Adduct**



**4HNE-Modified Cysteine**  
**Michael Addition**

Adduct	Mol wt
Michael	156
Schiff base	138
Pentylpyrrole	120

J Am Soc Mass Spectrom. 2004  
Aug;15(8):1136-47.



**4HNE-Modified Histidine**  
**Michael Addition**

# Potential 4HNE targets in hBAT

MIQLTATPVSA LVDEPVHIRATGLIPFQMVSFQASLEDENGDMF  
YSQAHYRANEFGEVDLNHASSLGGDYMGVHPMGLFWSLKPEKLL  
TRLLKRDVMNRPFQVQVKLYDLELIVNNKVASAPKASLTLERWY  
VAPGVTRIKVREGRLRGALFLPPGEGLEFPVIDLFGGLGGLLEF  
RASLLASRGFASLALAYHNYEDLP RKPEVTDLEYFEEAANFLLR  
HPKVFGSGVGVVSV C QGVQIGLSMAIY LKQVTATV LINGTNFPF  
GIPQVYHGQIHQPLPHSAQLISTNALG LLELYRTFETTQVGASQ  
YLFPIEEAQGQFLFIVGEGD KTINSKAHAEQAIGQLKRHGKNNW  
TLLSYPGAGHLIEPPYSPLCCASTTHDLRLHWGGEVIPHAAAQE  
HAWKEIQRFLRKH LIIPDVTSQL

17 His

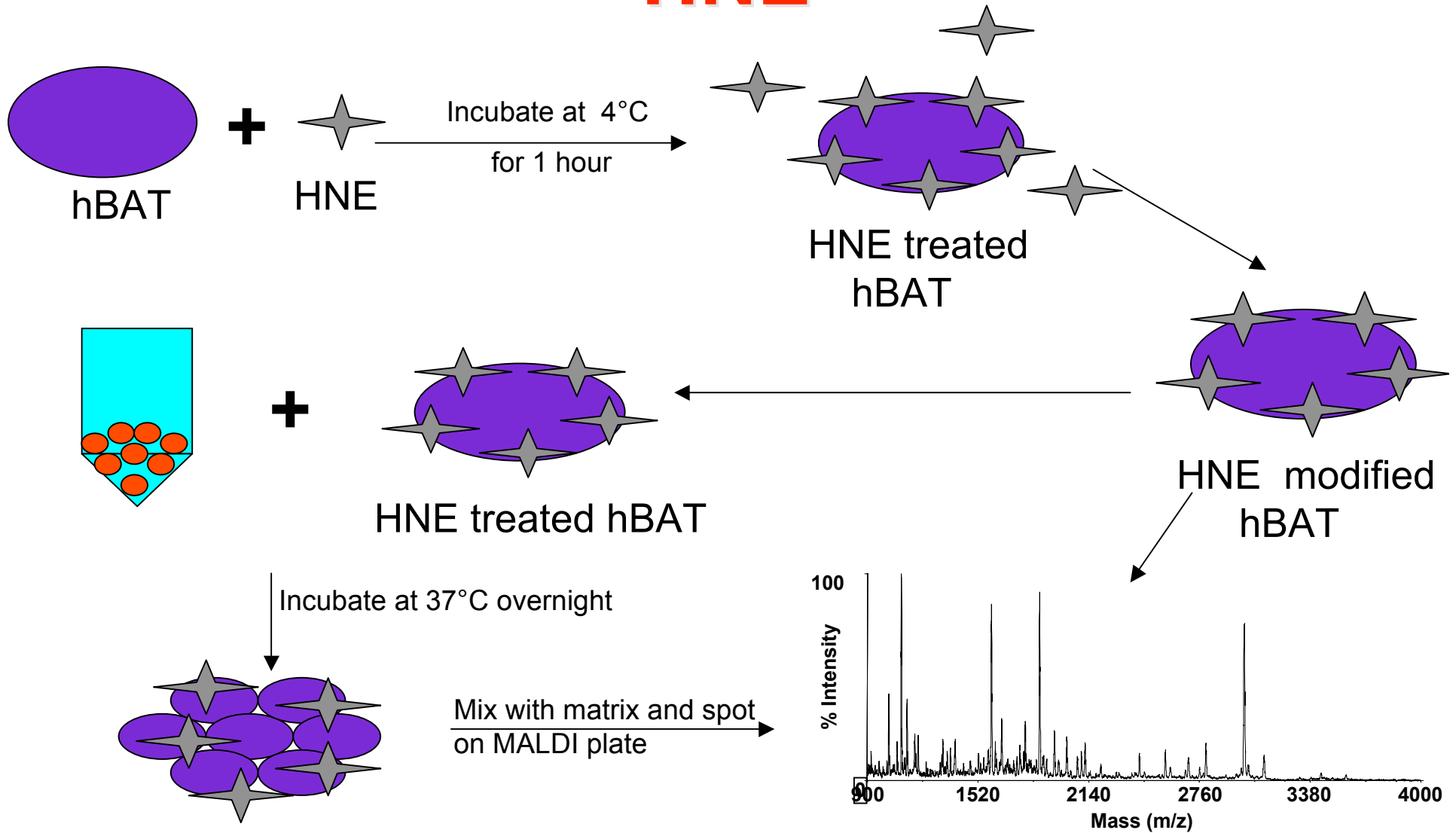
16 Lys

19 Arg

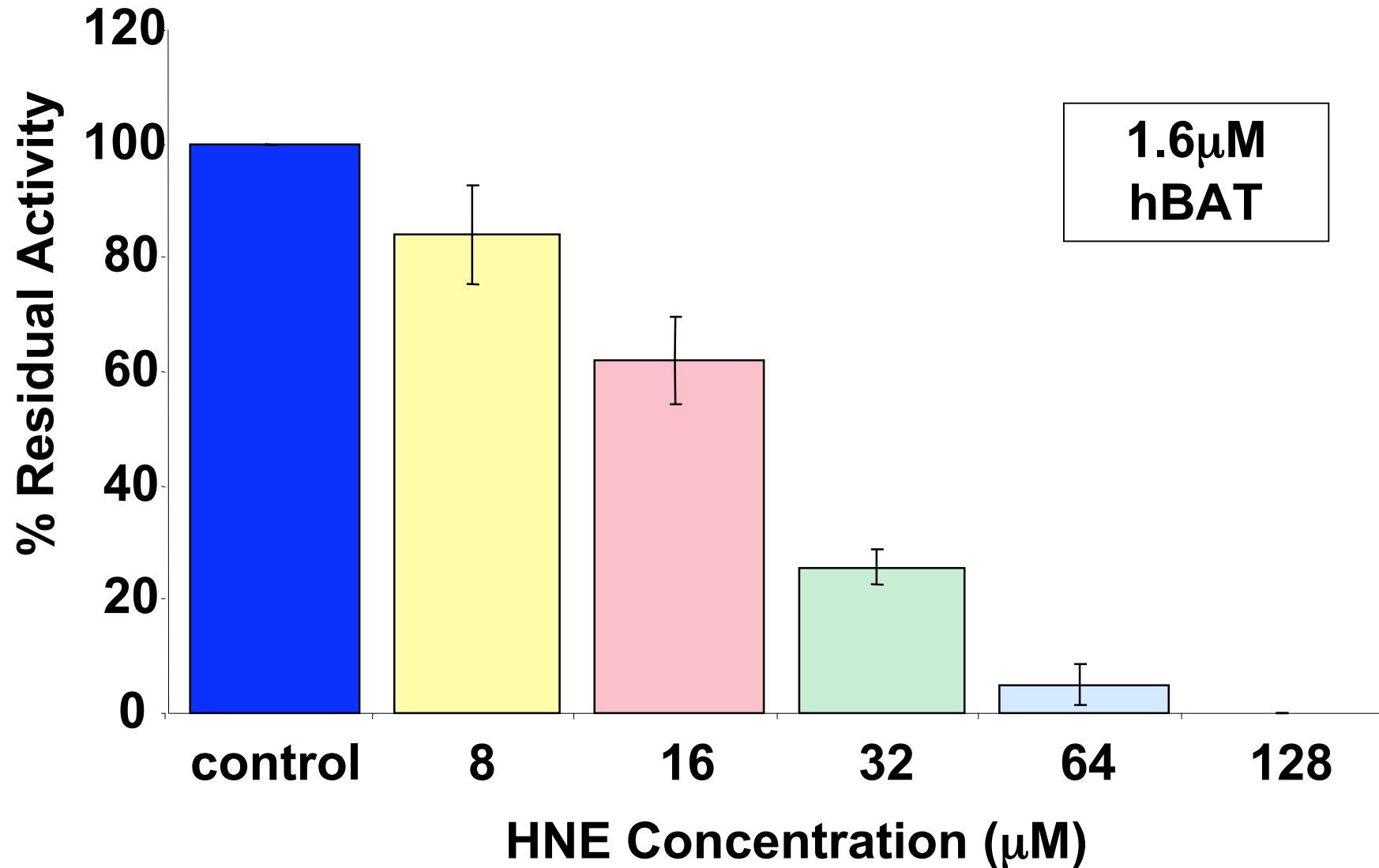
3 Cys



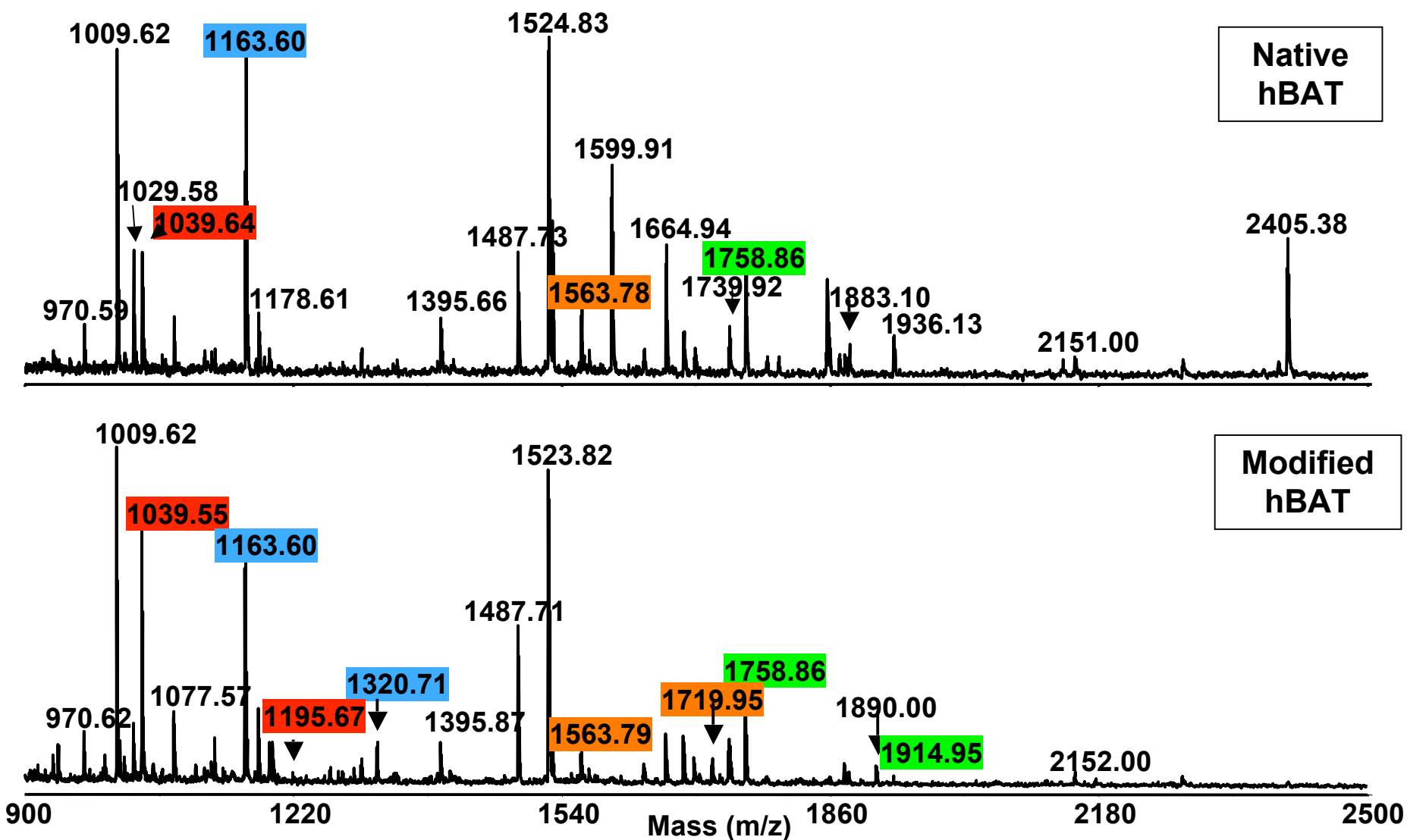
# *In vitro* Modification of hBAT with HNE



# Inactivation of hBAT by HNE



# MALDI-TOF MS of Chymotrypsin Digest of HNE modified hBAT

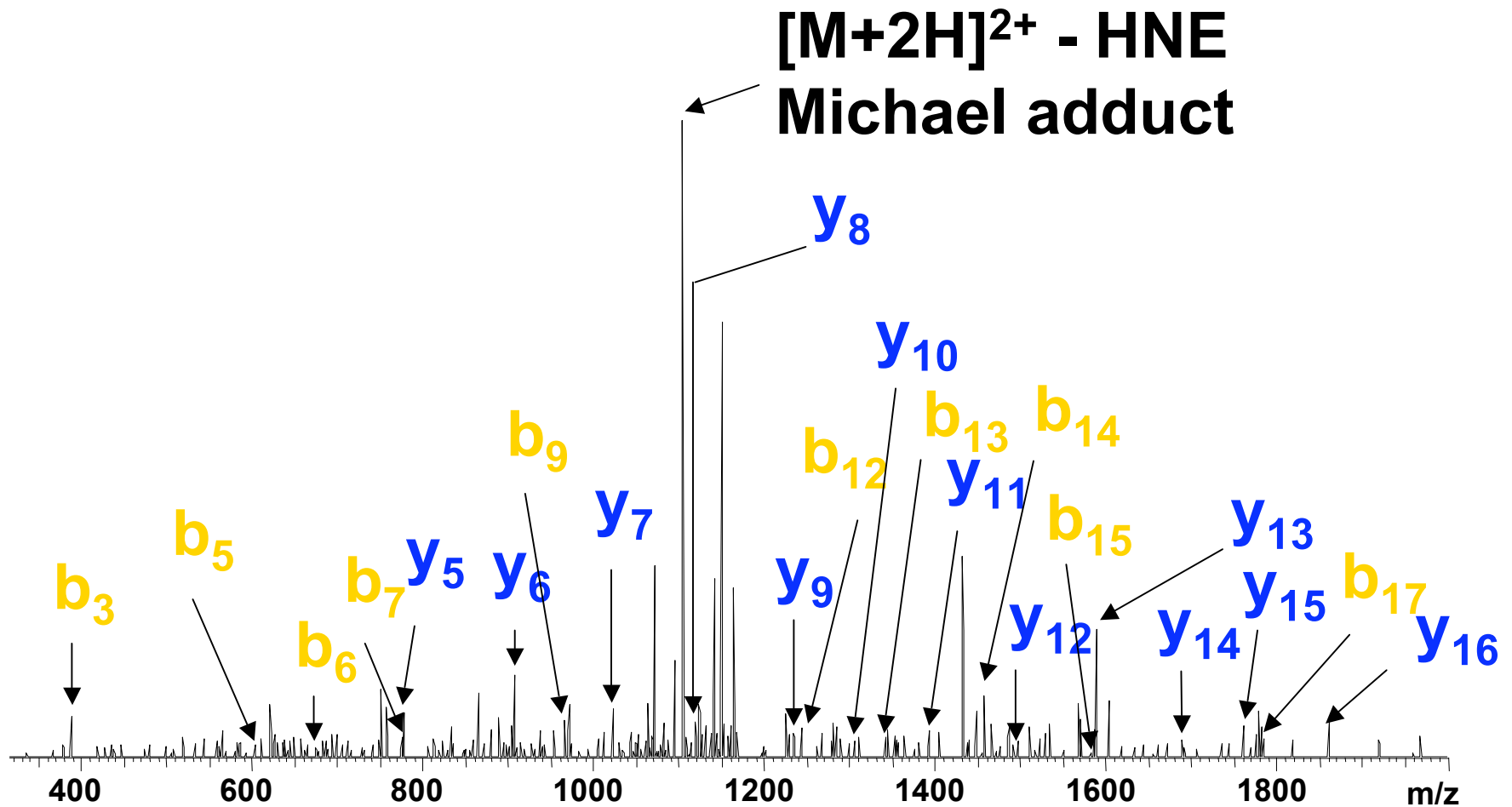


# Histidine Residues Modified by 1 mM HNE Found by QTOF

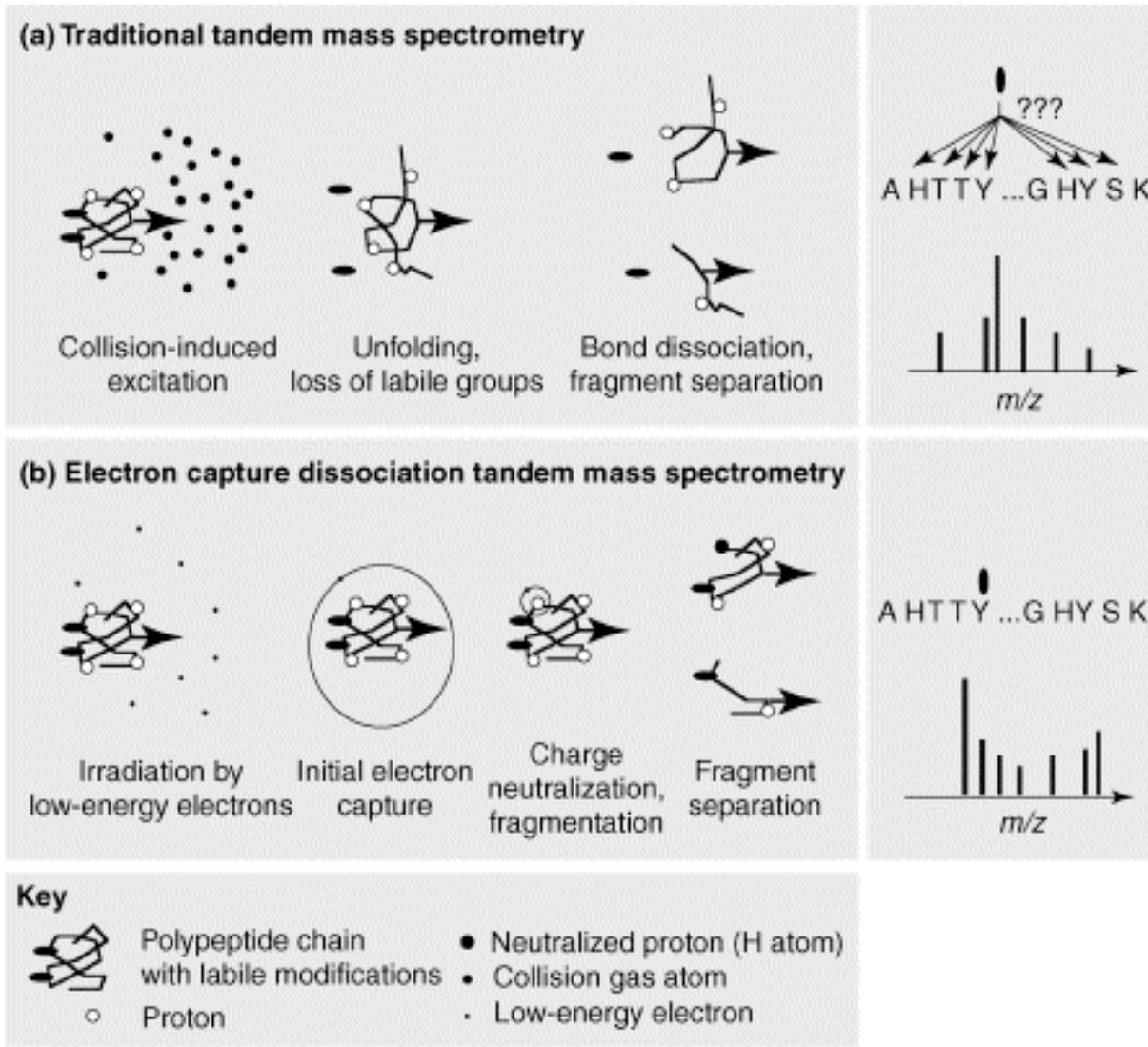
Residue Numbers	Sequence	Unmodified Mass	Modified Mass	Mass Shift
185-201	GFASLALAY <b>H</b> NYEDLP	1937	2093	156
271-283	<b>H</b> GQIQPLPHSAQ	1563	1719	156
271-283	HGQI <b>H</b> QPLP <b>H</b> SAQ	1563	1875	312
336-345	<b>A</b> HAEQAIGQLK	1164	1320	156
382-400	LHWGGEVIPHAAAQE <b>H</b> AWK	2136	2292	156

# MS/MS Spectra Using CID of $[MH]^+$ 2362.3051

M I Q L T A T P V S A L V D E P V H I R

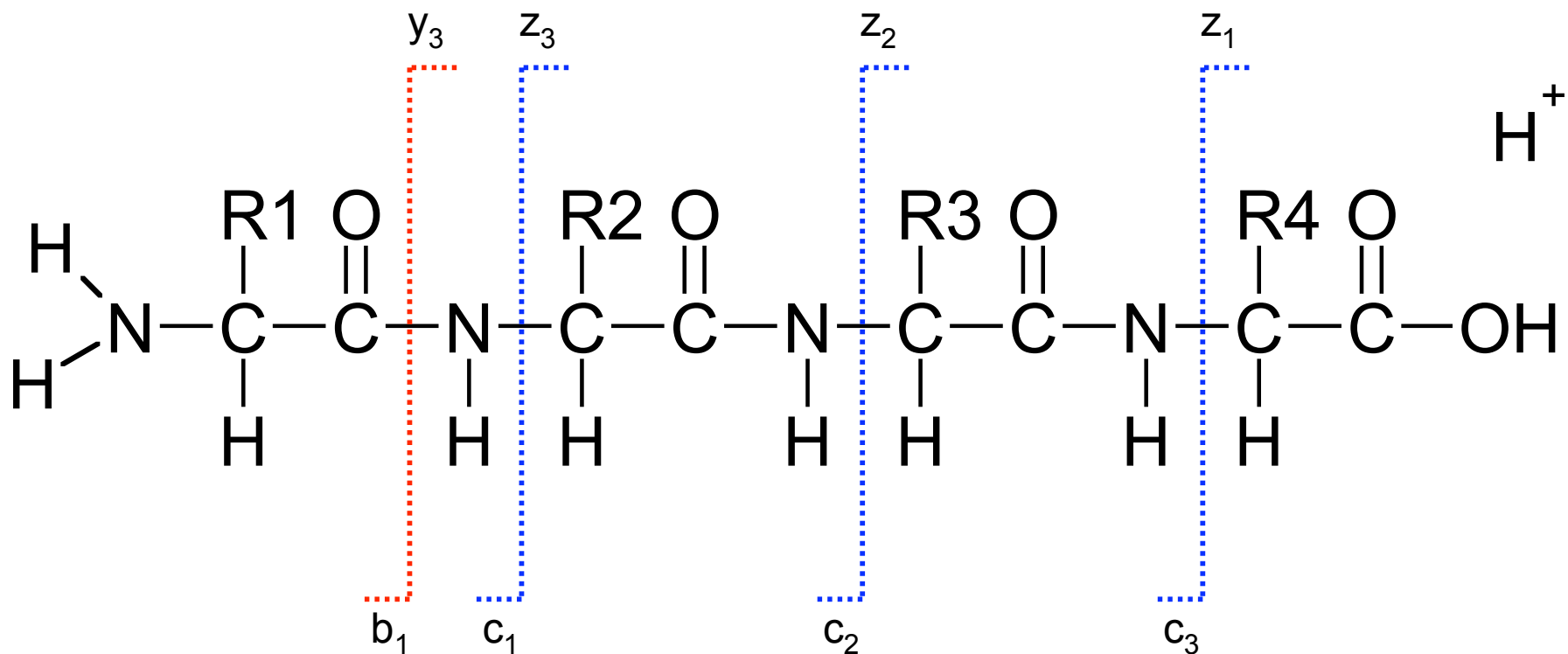


# Electron Capture Dissociation



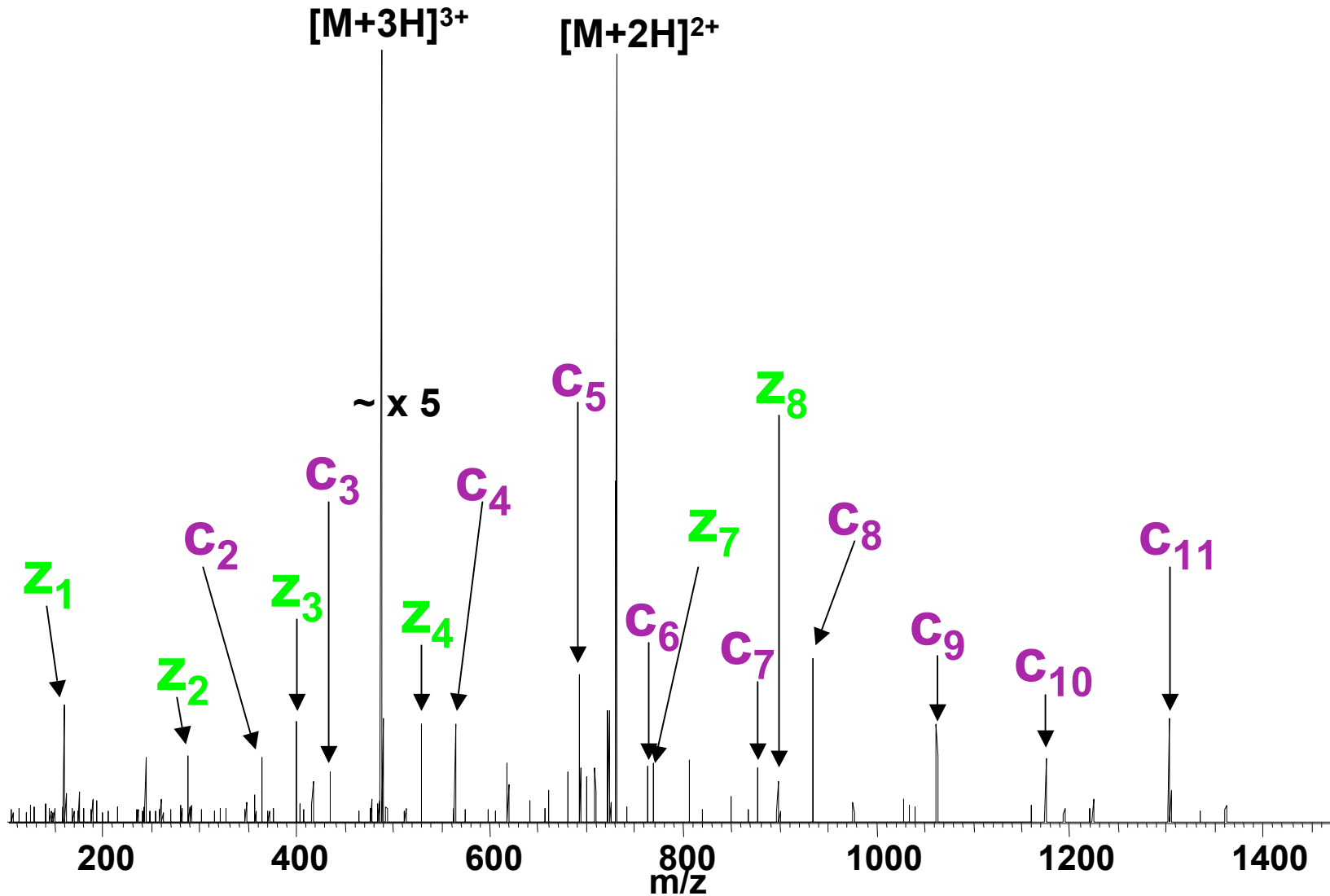
Current Opinion in Biotechnology

# ECD Fragmentation



# MS/MS Spectra Using ECD of $[MH]^+$ 1460.8408

A H A E Q A I G Q L K R





# Sequence Coverage Using FT-ICR/MS

MIQLTATPVSALVDEPVHIRATGLIPFQMVSFQASL  
EDENGDMFYSSQAHYRANEFGEVDLNHASSLGGDYMG  
VHPMGLFWSLKPEKLLTRLLKRDVMNRPFQVQVKLY  
DLELIVNNKVASAPKASLTLEWYVAPGVTRIKVRE  
GRLRGALFLPPGEGLEFPVIDLFGGLGGLLEFRASL  
LASRGFASLALAYHNYEDLPRKPEVTDLEYFEEAAN  
FLLRHPKVFGSGVGVVSVVCQGVQIGLSMAIYLKQVT  
ATVLINGTNFPFGIPQVYHGQIHQPLPHSAQLISTN  
ALGLELYRTFETTQVGASQYLFPIEEAQQGQFLFIV  
GEGDKTINSKAHAEQAIQQLKRHGKNNWTLLSYPGA  
GHLIEPPYSPLCCASTTHDLRLHWGGEVIPHAAAQE  
HAWKEIQRFLRKHLIPDVTSQL

70.1% Sequence Coverage

# Amino Acids Modified by HNE Using FT-ICR/MS

Peptide	Modified Amino Acid				
	128 $\mu$ M HNE	64 $\mu$ M HNE	32 $\mu$ M HNE	16 $\mu$ M HNE	8 $\mu$ M HNE
AHAEQAIGQLKR	H336	H336	H336		H336
RLHWGGEVIPHAAAEHAWK	H397	H397	H397	H397	
AQQQFLFIVGEGDKTINSK	K329, K334	K329, K334	K329, K334	K329, K334	K329, K334
MIQLTATPVSALVDEPVHIR	H18	H18			
RANEFGEVDLNHASSLGGDYMGVHPMGLFWSLKPEK	1*156				
NNWTLLSYPGAGHLIEPPYSPLCCASTTHDLR	H362, C372, C373, H378				

# Summary

- **A covalent enzyme intermediate was identified between hBAT and cholic acid**
- **LC-ESI-MS/MS on the Q-tof identified 6 modifications at 1 mM HNE**
- **LC-ESI-FT-ICR/MS identified up to 10 modifications at 128  $\mu$ M, down to 3 modifications at 8  $\mu$ M**
- **4HNE may first alter sites in the region of the catalytic triad**

# Acknowledgements

## Barnes Lab:

Stephen Barnes

Tracy D'Alessandro

## Kim Lab:

Helen Kim

Shannon Eliuk

## FT-ICR/MS Lab for

## Biomedical Research:

Matthew Renfrow

Monica Stinnett

## Mass Spec Shared

## Facility:

Marion Kirk

Landon Wilson